

DUAL CK2/TNIK INHIBITOR, ON 108600 TARGETS CANCER STEM-LIKE CELLS AND REVERSES ACQUIRED PACLITAXEL RESISTANCE IN TRIPLE NEGATIVE BREAST CANCER CELLS.



Amol Padgaonkar¹, Stephen Cosenza¹, DRC Venkata Subbaiah¹, Venkat Pallela², MV Ramana Reddy¹ and E Premkumar Reddy¹.

Department of Oncological Sciences, Icahn School of Medicine, New York, NY.

¹Department of Oncological Sciences, ²Onconova Therapeutics Inc, Icahn School of Medicine, New York, NY 10029

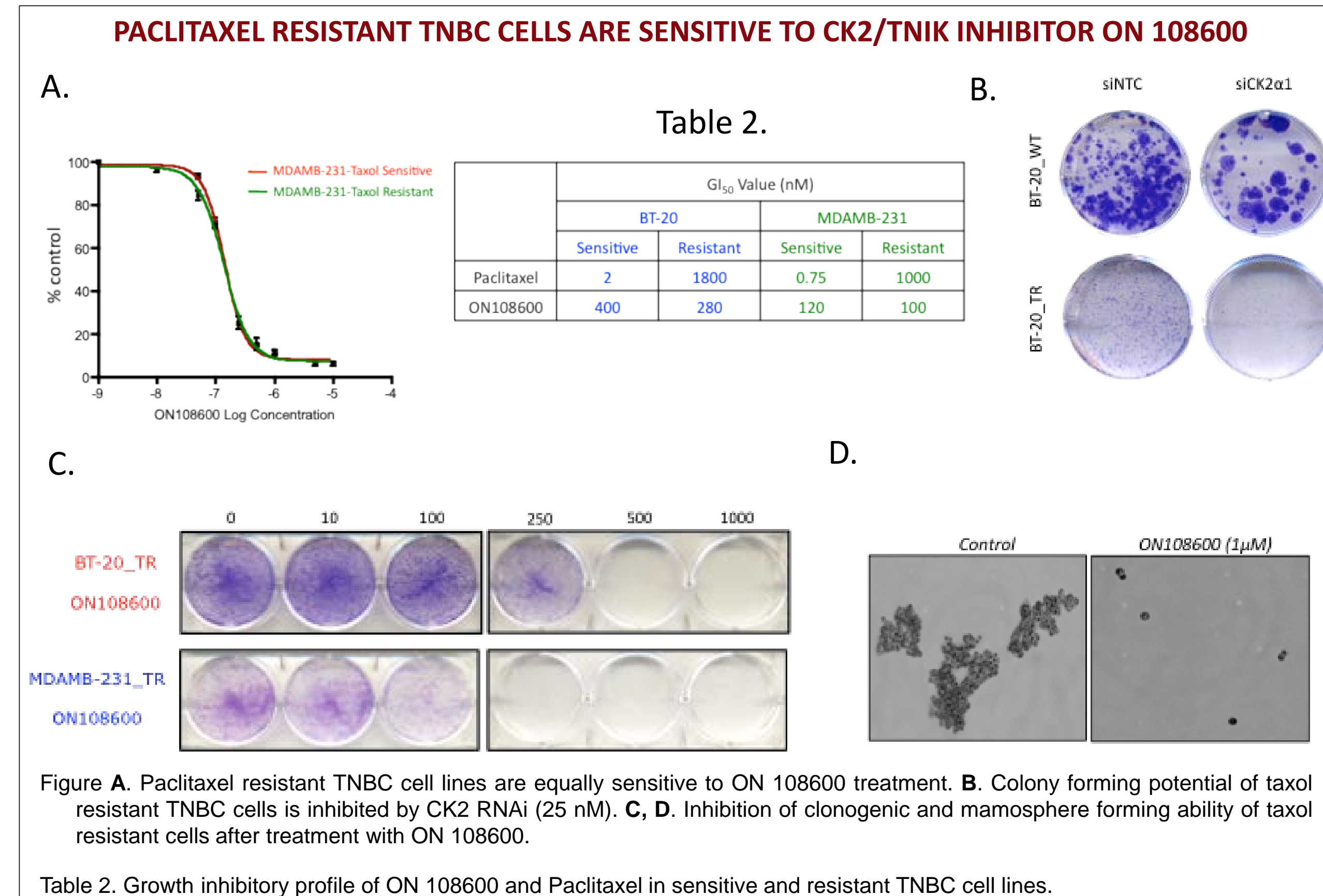
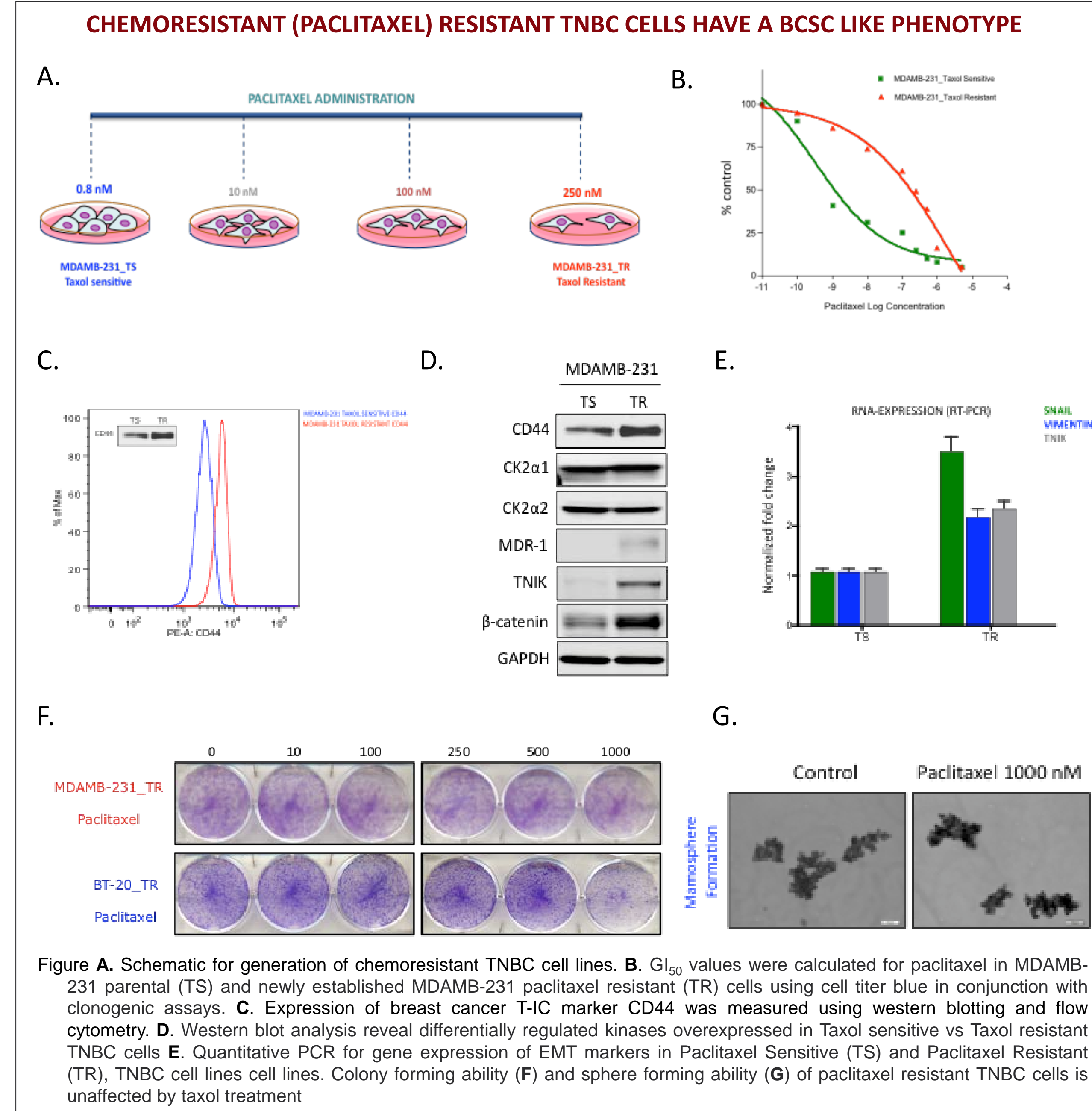
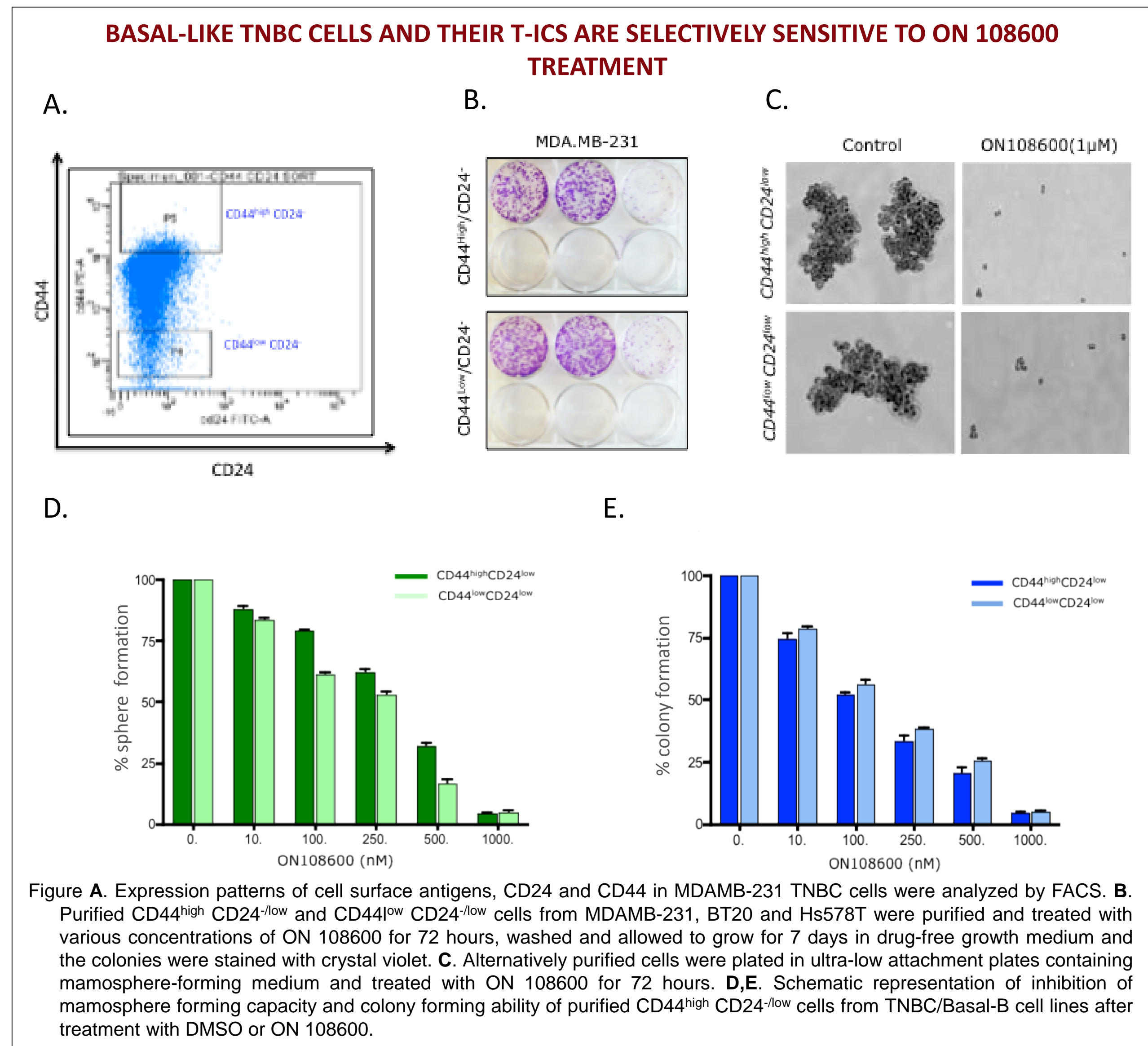
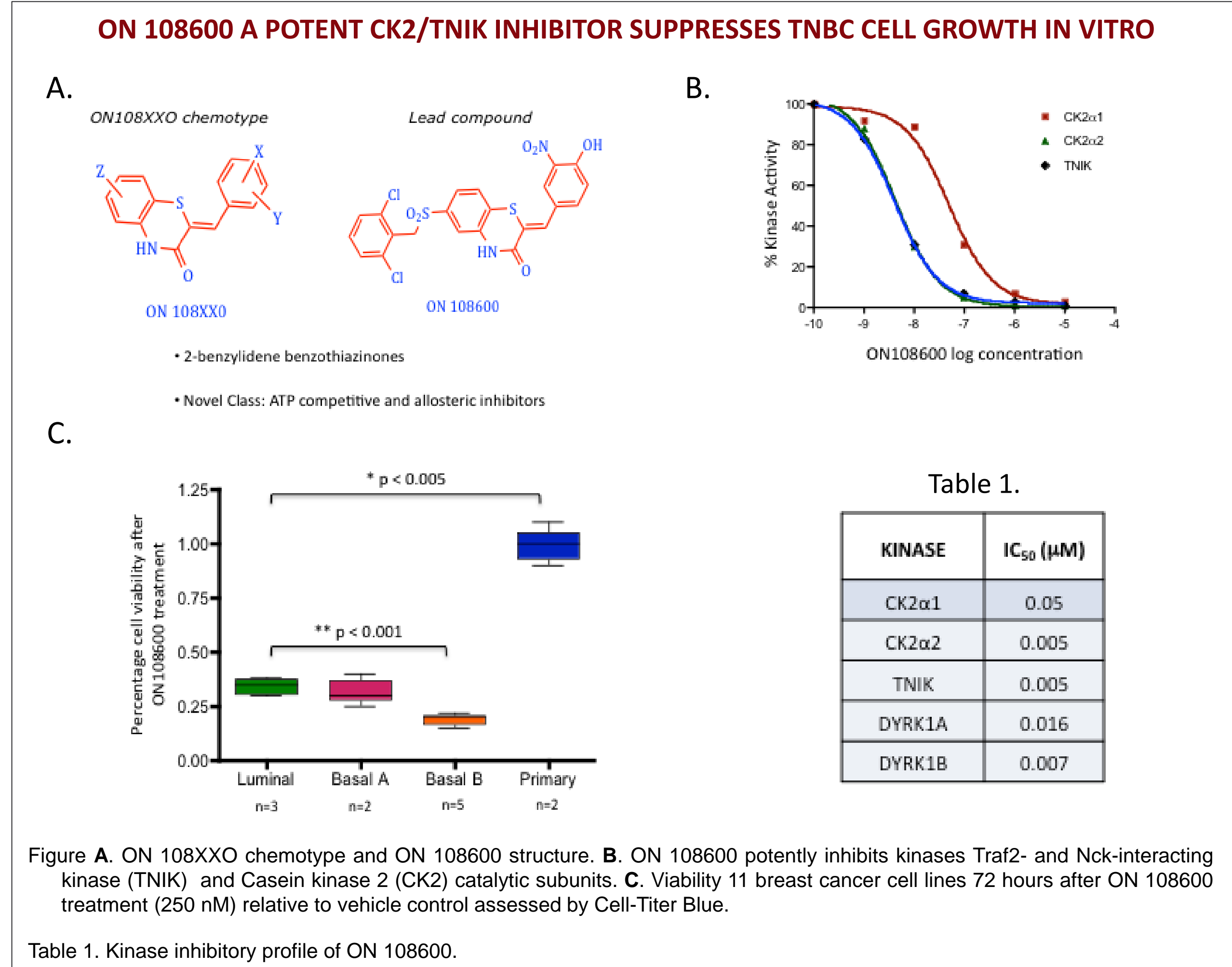


INTRODUCTION & ABSTRACT

Triple negative breast cancer is associated with a poor prognosis and high frequency of recurrence, but because the molecular mechanisms are not well understood, there is a lack of targeted therapies. An undesirable consequence or limitation of existing therapies is the relapse state of the disease, which is highly resistant and metastatic and has been attributed to the presence of tumor-initiating stem cells (T-ICs). In patients with relapsed breast cancer, a CD44^{high}/CD24^{low} antigenic phenotype has been shown to be enriched in T-ICs. Our previous data illustrated that a small molecule Casein Kinase 2 (CK2) inhibitor, ON 108600, potentially inhibited the survival and growth of triple negative breast cancer cell lines and xenografts. To investigate whether ON 108600 has a similar inhibitory effect on T-ICs, we performed clonogenic survival assays with sorted and purified CD44^{high} CD24^{low} cells isolated from TNBC cell lines. ON 108600 potentially inhibited the stem cell activity and self-renewal ability of these T-ICs isolated from TNBC cell lines.

Although paclitaxel treatment improves survival in TNBC, acquired resistance to paclitaxel is a common occurrence in TNBC. However, strategies that target paclitaxel resistant cells remain elusive. To investigate the molecular mechanisms underlying acquired paclitaxel-resistant in triple-negative breast cancer and evaluate the efficacy of ON 108600, we generated *in-vitro* chemoresistance models of paclitaxel resistance using well established TNBC cell lines; MDAMB-231 and BT-20. Drug-resistant cells were established by exposure to increasing concentrations of Paclitaxel, and resistance was validated by cell viability and colony formation. Paclitaxel-resistant MDAMB-231 and BT-20 (MDAMB-231_PTR and BT-20_PTR) cells exhibited ~1000 fold increase in resistance as compared to the parental cells. Significantly, paclitaxel resistant TNBC cells displayed a stem-like phenotype characterized by loss of epithelial differentiation markers (E-Cadherin, CD24) and a gain of mesenchymal transition markers (N-Cadherin, CD44, Oct4, Snail). Although CK2 subunit levels in resistant cells were unchanged, paclitaxel-resistant cells showed a marked upregulation of Traf2- and Nck-interacting kinase (TNIK), an activating kinase for T-cell factor-4 (TCF-4) and consequently a marked increase in β -catenin and Wnt target genes; Axin-2 and Cyclin D1. Kinase profiling studies indicate that ON 108600 targets not only protein kinase CK2, but also TNIK. Hence, to investigate if dual inhibition of CK2 and TNIK could result in inhibition of paclitaxel resistant T-ICs, we treated these resistant cells with ON 108600. Inhibition of CK2/TNIK with ON 108600 resulted in reduced cell growth and survival of paclitaxel resistant TNBC cells. Our results indicate that dual CK2/TNIK inhibition may be an effective way to overcome paclitaxel resistance in TNBC.

RESULTS



CONCLUSION

- ON 108600 is a potent CK2/TNIK inhibitor with inhibitory activity towards triple negative breast cancer cell lines.
- Basal-like TNBC cells are enriched in CD44^{high} CD24^{low} tumor initiating breast cancer stem cells.
- ON 108600 potentially inhibits stem cell activity and self renewal ability of these T-ICs populations.
- Paclitaxel resistant TNBC cells display a breast cancer stem-cell like phenotype (loss of epithelial differentiation markers and gain of epithelial-mesenchymal transition markers).
- Paclitaxel resistant TNBC cells show marked upregulation of kinase TNIK and the β -catenin pathway.
- CK2 inhibitor ON 108600 is highly effective in killing paclitaxel resistant TNBC cells.
- ON 108600 potentially inhibits the clonogenic and mammosphere forming ability of paclitaxel resistant TNBC cells.
- ON 108600 is a novel small molecule inhibitor, which overrides paclitaxel resistance in TNBC.

FUTURE DIRECTIONS

- To investigate the role of kinases CK2 and TNIK in acquired paclitaxel resistance in triple negative breast cancer.
- To further interrogate the significance of CK2 and TNIK in published datasets derived from chemotherapy resistant human triple negative breast cancer tissues.
- To extend and validate these models in patient derived tumor xenograft models.
- To test the efficacy of ON 108600 in patient derived mouse models.
- To identify novel mechanisms by which CK2 regulates chemotherapeutic resistance.